

QUEER COUNTS

A CLOSER LOOK AT THE FRA LGBTI II SURVEY

BY VIKTORIA EBERHARDT AND KARIN SCHÖNPFLUG
FEMÖK, MAY 5 2023

EL*C

- EL*C – Eurocentralasian Lesbian* Community
- Task: Lived experiences of older lesbians* in the EU
- Project Team:
 - Interviews: Bárbara Romero, Steph Florquin
 - Good Practice Analysis: Karin Schönflug, Brigitte Temel
 - Quantitative Analysis: Viktoria Eberhardt, Karin Schönflug



Policy Report: https://europeanlesbianconference.org/wp-content/uploads/2023/03/Making-the-Invisible-Visible-an-analysis-of-older-lesbians-lived-experiences_ELC-research.pdf

FRA: LGBTI SURVEY

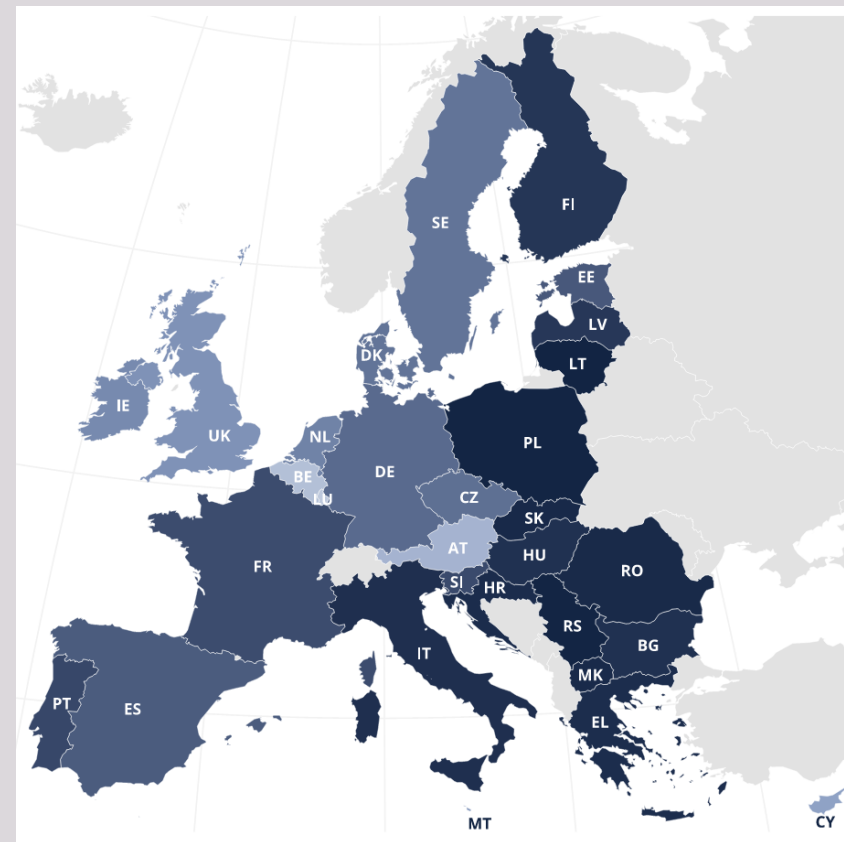
- FRA – European Union Agency for Fundamental Rights
- 2012: EU-LGBT Survey
- **2019: EU-LGBTI II Survey**
- 2023: launch of EU-LGBTIQ Survey III, results expected in 2024

LGBTI II SURVEY

- EU Member States (incl. UK), North Macedonia, Serbia
- Total of 139 799 valid responses
- The only survey on LGBTIs in the EU of that magnitude
- Important point of reference for research and policies

“FRA aims to encourage policy- and decision-makers to step up their efforts to promote full respect for the rights of LGBTI people.”

FRA 2020

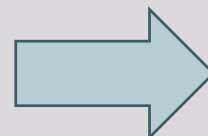


Source: FRA Data Explorer. Online:
<http://fra.europa.eu/en/data-and-maps/2020/lgbti-survey-data-explorer>

FRA EXPECTATIONS

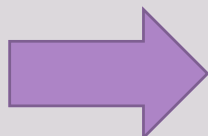
United Kingdom annual population survey – APS (2017)

LGBTI Category	Age Group	Estimated Proportion
Gay	15-34	4.03
	35-54	2.82
	55+	1.55
	Total	2.77



Age Group	Optimal sample size
15-34	14 284
35-54	11 654
55+	6 624
Total	32 562

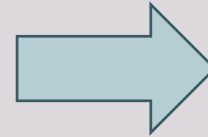
LGBTI Category	Age Group	Estimated Proportion
Lesbian	15-34	2.29
	35-54	1.49
	55+	0.78
	Total	1.46



Age Group	Optimal sample size
15-34	7 851
35-54	6 200
55+	4 131
Total	18 182


EXPECATIONS AND REALIZATIONS

LGBTI Category	Age Group	Optimal sample size
Gay	15-34	14 284
	35-54	11 654
	55+	6 624
	Total	32 562



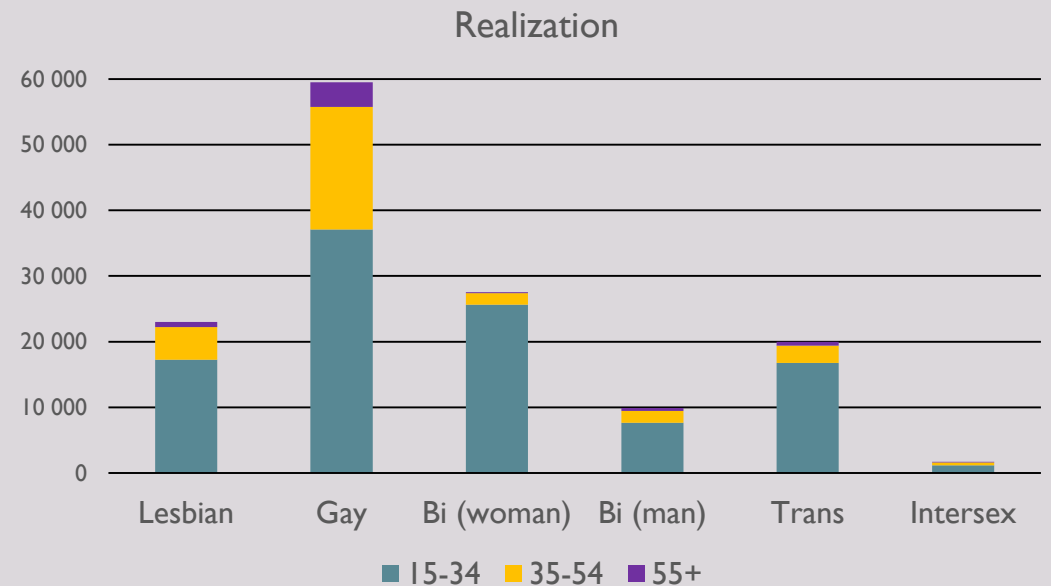
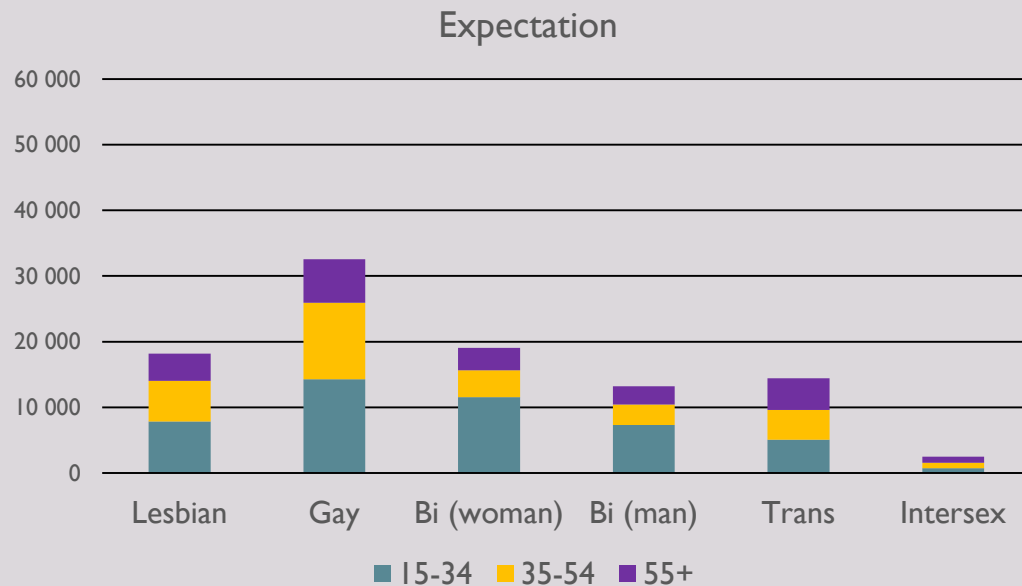
Realized sample (uncleaned)	% of target value
37 066	259
18 685	160
3 751	57
59 502	183

LGBTI Category	Age Group	Optimal sample size
Lesbian	15-34	7 851
	35-54	6 200
	55+	4 131
	Total	18 182



Realized sample (uncleaned)	% of target value
17 244	220
4 975	80
768	19
22 987	126

EXPECATIONS AND REALIZATIONS



- Young gay men are overrepresented in the sample
- Especially students from (upper) middle class
- Predominantly living in cities of high-income-countries

LESBIANS AGE 55+ IN THE SAMPLE

- Total of 768 lesbians age 55+ in the sample (0.55% of the sample)
- Expectations were low to begin with
- Only 19% of the expected respondents were reached
- Predominantly economically stable
 - Majority is making ends meet „very easily“ or „easily“
- High levels of education
- Uneven distributions between countries
- Relatively large sample for Denmark (86%), Ireland (83%) and the Netherlands (73%)
- But: 0 respondents in 6 countries, and less than 5 respondents in 10 countries

	Countries
0 respondents reached	Bulgaria, Croatia, Estonia, Latvia, Lithuania, North Macedonia
Less than 5 respondents reached	Serbia, Hungary, Cyprus, Luxemburgh, Slovenia, Czech Rep., Slovakia, Poland, Romania, Malta

CONCLUSIONS

- FRA-LGBTI II sample is not representative of the LGBTI population in the EU
- FRA expected a low number of lesbians to begin with
- Young gay men are overrepresented in the sample
 - Especially: gay students living in cities, economically well-off
- Older lesbians (55+) are underrepresented in the sample
 - Economically well-off, high level of education, majority living in high-income countries
- Not possible to draw conclusions on experiences of older lesbians in the EU
- Results should be communicated accordingly
- Future research should put more effort into reaching harder-to-reach groups
- If they cannot be reached with quantitative tools, a qualitative approach may be more appropriate

**THANK YOU
FOR YOUR ATTENTION!**

CONTACT

VIKTORIA.EBERHARDT@IKF.AC.AT

SOURCES

- EL*C (2023): Making the Invisible Visible: an analysis of older lesbians lived experiences. Online: <https://europeanlesbianconference.org/older-lesbians-research-2023/>
- FRA (2014): EU LGBT survey. European Union lesbian, gay, bisexual and transgender survey. Online: http://fra.europa.eu/sites/default/files/fra-eu-lgbt-survey-main-results_tk3113640enc_1.pdf
- FRA (2020): EU-LGBTI II. A long way to go for LGBTI equality. Technical Report. Online: http://fra.europa.eu/sites/default/files/fra_uploads/fra-2020-lgbti-equality-technical-report_en.pdf
- FRA (2020a): EU-LGBTI II. A long way to go for LGBTI equality. Online: http://fra.europa.eu/sites/default/files/fra_uploads/fra-2020-lgbti-equality-1_en.pdf